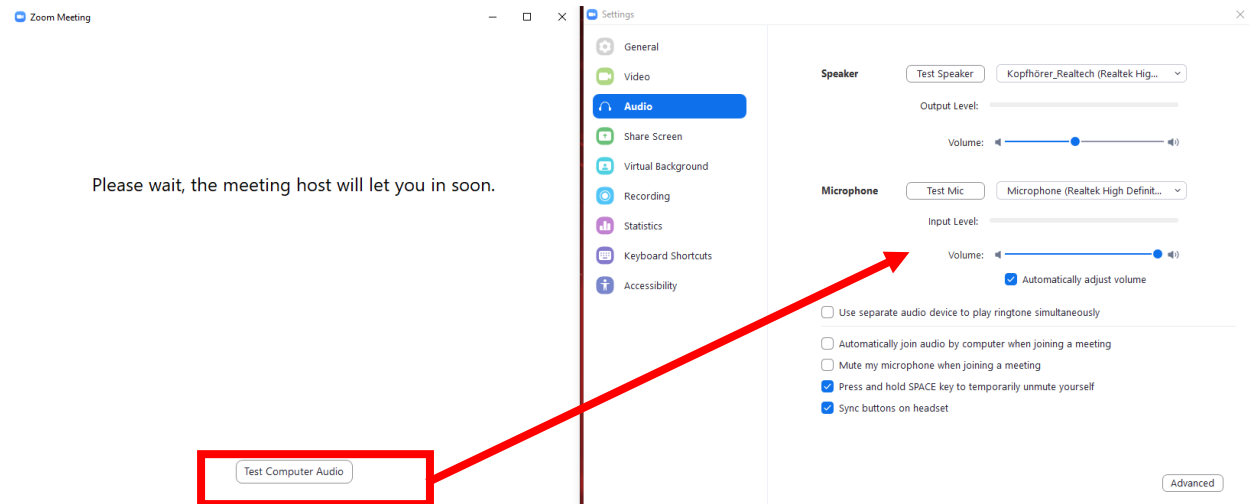


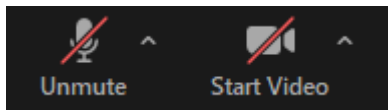
How to use Zoom for your presentation

Please login to the Zoom Meeting a participant. Follow the instructions provided given in the How to connect to the virtual conference. If you are a presenter, please make sure that audio and video are turned off when entering a room.

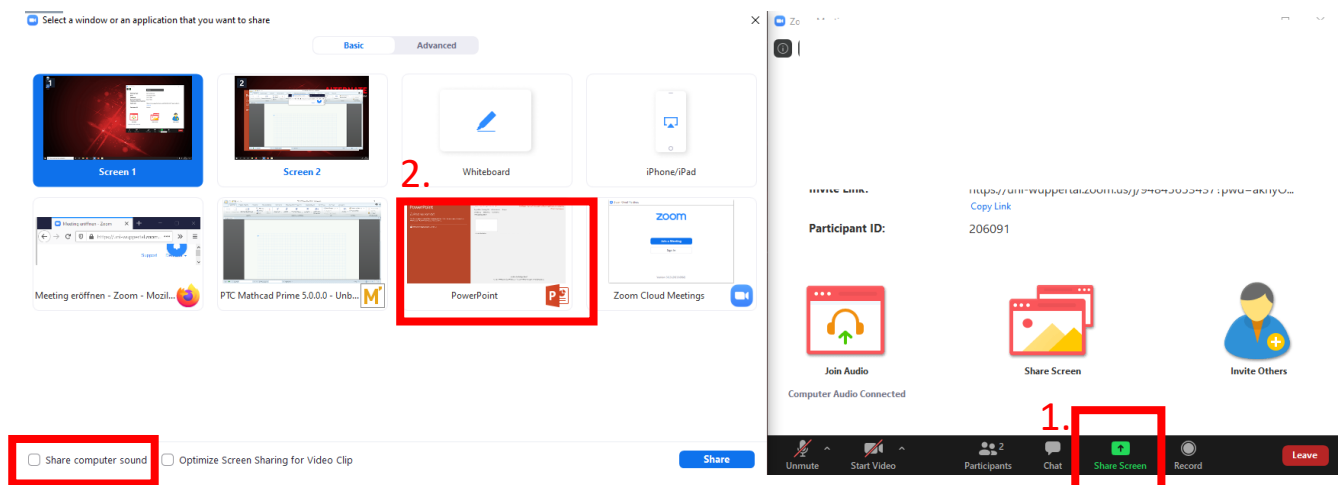


Starting a presentation:

The sessions will be hosted and guided by the session chair. He will introduce you and then please turn on your microphone and video using the following two functions in the session control panel. Switch on your microphone and video while presenting.



To present your content click on the button "share screen" in zoom. Then you can choose if you want to share your entire screen or only the content of a specific program, in your case Powerpoint presentation. Please make sure that you stick to the time limits.



After your presentation is finished, the Session Chair will moderate a short discussion. The questions regarding your presentation will be brought to you by the session chair. You can answer these questions via your microphone. Please make sure, that your microphone and video are turned off when the next presentation starts.